



Society of Petroleum Engineers

# Young Members Programs at SPE Annual Technical Conference and Exhibition (ATCE) 2017

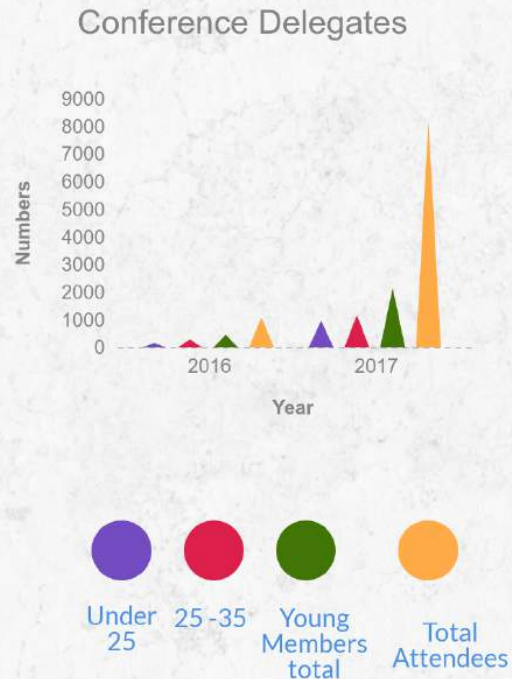
## Statistics and financials

# ATCE Delegate numbers



Society of Petroleum Engineers

## Conference delegates



**“I love coming to ATCE. Professionals are very likely to come and talk to you, and I met really great people. It is a place where all the people are friends.”**

*From an interview with an ATCE delegate - a Russian PhD student and also Student Chapter President.*

Conference delegates		
	2016	2017
Under 25	166	966
25-35	289	1169
Young Member total	455	2135
Total attendees	1084	8157

# Young Member country breakdown



Society of Petroleum Engineers

## 2017 Young Member Country breakdown



### 50 countries represented

Argentina	Kuwait
Australia	Mexico
Austria	Netherlands
Belarus	Nigeria
Bolivia	Norway
Brazil	Peru
Brunei Darussalam	Philippines
Canada	Poland
China	Portugal
Colombia	Qatar
Croatia	Romania
Ecuador	Russia
Egypt	Saudi Arabia
France	South Africa
Germany	Suriname
Ghana	Switzerland
Hungary	Taiwan
India	Trinidad and Tobago
Indonesia	Turkey
Iraq	Ukraine
Italy	UAE
Japan	UK
Kazakhstan	USA
Kenya	Venezuela
Korea	Zambia

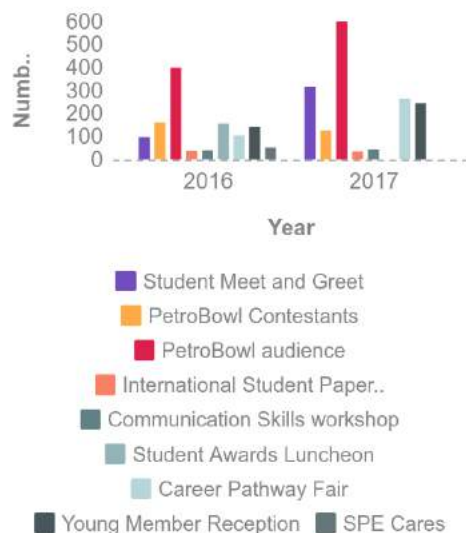
# Young Member Programs attendance



Society of Petroleum Engineers

## Young Member Events

### Young Member Events



### Young Member events

	2016	2017
Student Meet and Greet	96	315
PetroBowl Contestants	162	125
PetroBowl audience	400	600
International Student Paper Contest Contestants	37	34
Communication Skills workshop	40	45
Student Awards Luncheon	157	398
Career Pathway Fair	105	263
Young Member Reception	142	245
SPE Cares	52	50
<b>Total</b>	<b>1191</b>	<b>2025</b>

# Student Paper Contest



Society of Petroleum Engineers



← UNDERGRADUATE

PEER REVIEW →



← MASTERS

ACHIEVEMENT →



← PhD

PRIDE →






# Regional Student Paper Contest



Society of Petroleum Engineers

## Regional Paper Contest

Abstracts Submitted



Contestants Invited



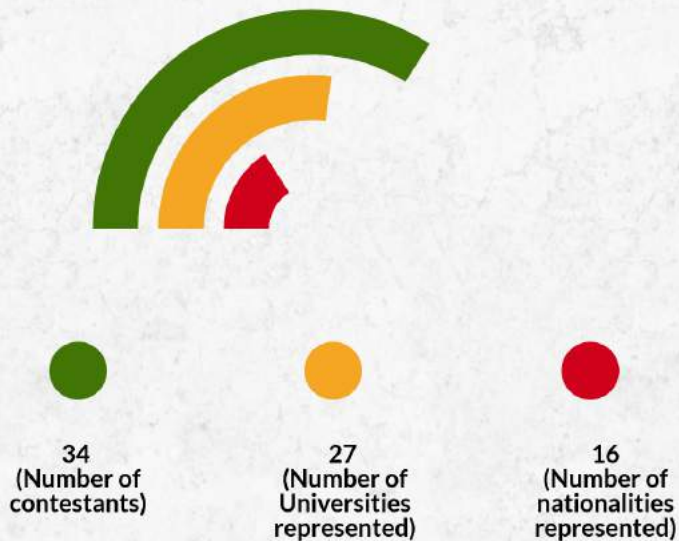
SPC Region	# Abstracts submitted	# Contestants invited
Africa	62	7
Asia Pacific	35	12
Canada	20	19
Eastern North America	32	13
Europe	62	23
Gulf Coast North America	22	18
Middle East	34	18
Mid-Continent North America	27	16
Rocky Mountain North America	16	16
Russia & Caspian	53	36
South America and Caribbean	53	16
South Asia	70	24
Southwestern North America	15	13
Western North America	16	15
	<b>517</b>	<b>246</b>

# International Student Paper Contest



Society of Petroleum Engineers

## International Paper Contest



**92% of respondents said they ‘definitely would’ or ‘probably would’ recommend Student Paper Contest to their peers.**







# PetroBowl

## A truly global contest



Society of Petroleum Engineers



*2017 Championship Teams so far*







# PetroBowl

## A truly global contest



Society of Petroleum Engineers

### International PetroBowl University breakdown



#### University country breakdown

Argentina

Austria

Brazil

China

Colombia

Egypt

Indonesia

Kenya

Mexico

Nigeria

Norway

Peru

Philippines

Poland

Qatar

Saudi Arabia

UAE

United Kingdom

USA

**Total universities: 27**

**Total countries: 19**



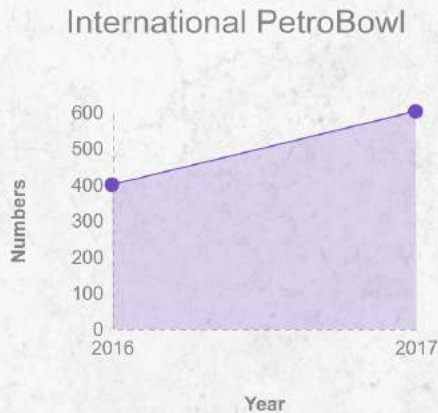
# PetroBowl

## A growing audience




Society of Petroleum Engineers

### International PetroBowl



Not only does the PetroBowl attract universities from across the world, it is also a big audience attraction on the day, with audience numbers peaking at 600 for the 2017 edition.





# PetroBowl

## In it to win it with a passion



Society of Petroleum Engineers

90% of respondents said they ‘definitely would’ or ‘probably would’ recommend PetroBowl to their peers.

And at least one student (that we know of) loves PetroBowl so much, he even got himself a tattoo!





# Volunteer Engagement #SPELov



Society of Petroleum Engineers

## Volunteers engaged



Volunteers engaged



13

Career  
Pathway  
Fair

91

PetroBowl

222

Student  
Paper  
Contest

SPE depends on the knowledge, talent, and time of member volunteers across the globe. The SPE League of Volunteers (#SPElov) is what fuels the Society and our industry.

## Volunteers engaged (across 12 different roles)

### *On the day at ATCE*

Career Pathway Fair	13
Int. PetroBowl	16
Int. Student Paper Contest	10

### *In the lead-up*

Regional Student Paper contest	212
Regional PetroBowl	75
PetroBowl question writing	41
SPE Cares	50

<b>Total</b>	<b>417</b>
--------------	------------

# Financials

## Expenditure 2015 vs 2017



Society of Petroleum Engineers

Program	Item	Cost 2015 (Houston, TX, US)	Cost 2017 (San Antonio, TX, US)
Student Meet and Greet	Catering	USD 3,116	USD 10,785
	AV/Room hire	USD 2,110	USD 5,706
	Facilitator/presenter fee	USD 2,962	USD 2,314
	Marketing and supplies	USD 819	USD 164
PetroBowl	Catering	USD 830	n/a
	AV/Room hire	USD 18,500	USD 3,700
	Accommodation for students	USD 52,893	n/a
	Student travel	USD 160,637	n/a
	Prize money and awards/plaques	USD 21,000	USD 11,473
	Other (marketing, supplies and equipment, printing, misc)	USD 5,107	USD 176
PetroBowl Reception	Catering	USD 4,800	n/a
SPC	Catering	USD 3,263	USD 1,464
	AV/Room hire	USD 2,660	USD 3,963
	Accommodation for students	USD 22,362	
	Student travel reimbursement	USD 35,749	USD 53,138
	Prize money and awards/plaques	USD 3,000	USD 3,223
	Other (marketing, supplies and equipment, printing, misc)	n/a	USD 125
Career Pathway Fair	Catering	n/a	n/a
	AV/room hire	n/a	USD 2,272
Young Member Reception	Catering	USD 4,412	USD 2,275
	AV/room hire	USD 340	USD 2,272
Student Communication Workshop	Catering	USD 624	USD 423
	AV/room hire	USD 445	USD 750
Total		USD 345,629	USD 104,222