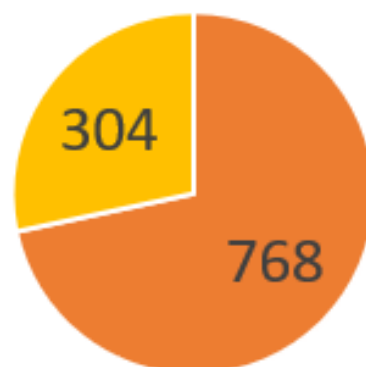


BMF Forum Attendees 2018

Date	Forum	Total Number of Attendees	Job Sector	Product Sector
17.01.18	Civils & Drainage Forum - Spring 2018	22		22
30.01.18	Supplier & Service Forum	80	80	
14.03.18	Branch Managers Forum	37	37	
21.03.18	Roofing & Insulation Forum	40		40
28.03.18	Decorative Forum	10		10
18.04.18	Finance Forum	49	49	
25.04.18	Marketing Forum	82	82	
02.05.18	Technology Forum	56	56	
03.05.18	Transport & Distribution Forum	35	35	
23.05.18	HR Forum	23	23	
24.05.18	Plumbing and Heating Forum	47		47
30.05.18	Bricks & Blocks Forum	36		36
21.06.18	H&S Forum	30	30	
27.06.18	Timber Forum	35		35
18.09.18	Civils & Drainage Forum	21		21
19.09.18	Marketing Forum	91	91	
11.10.18	Finance Forum	45	45	
18.10.18	Supplier & Service Forum	75	75	
30-31.10.18	Branch Managers Forum	81	81	
06.11.18	Plumbing & Heating Forum	57		57
15.11.18	Transport & Distribution Forum	45	45	
27.11.18	Timber Forum	36		36
04.12.18	HR Forum	39	39	
Total:	23 Forums Held in 2018	1072	768	304
	Percentage of Total		72%	28%

Total Number of Forum Attendees in 2018 =
1072

304 Forum Attendees based on Product Sector - 28% of Total

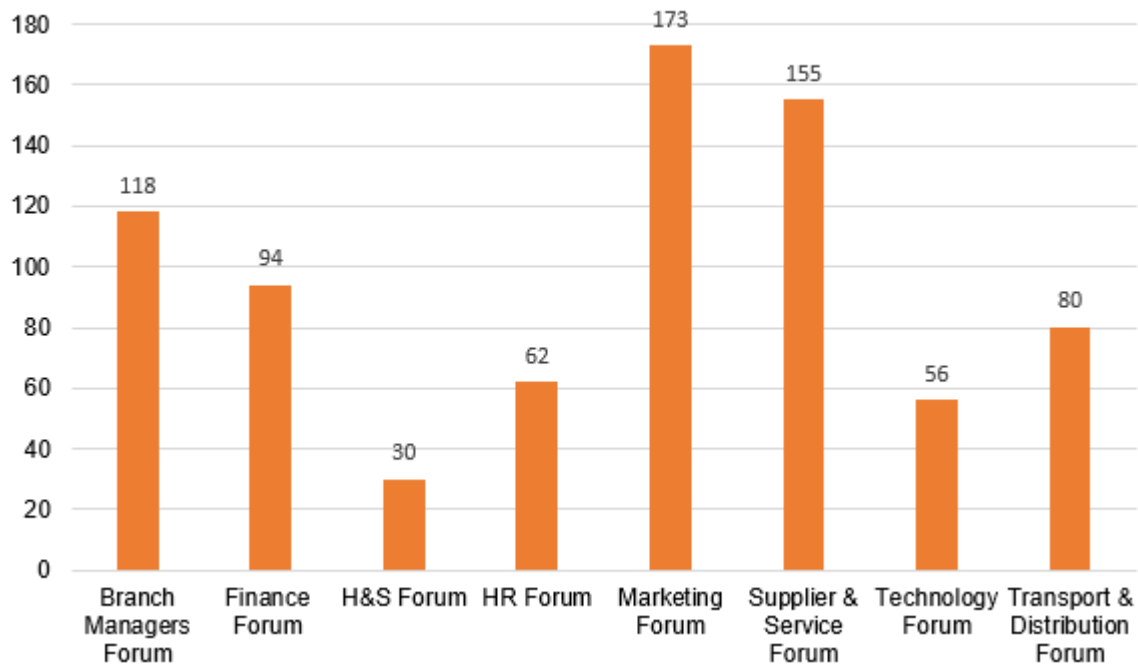


768 Forum Attendees based on Job Sector - 72% of Total

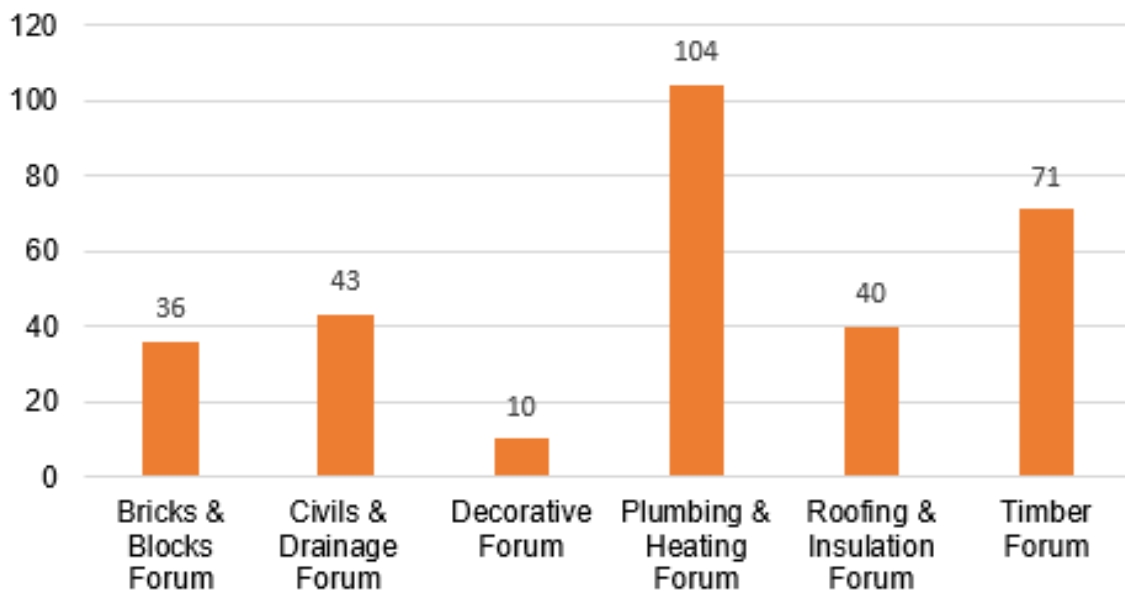
■ Job Sector ■ Product Sector

Total Number of Forum Attendees in 2018 was 1072 members a 40% increase from 2017. This is broken down further based on Job Sector Forums and Product Sector Forums.

Number of attendees by Job Sector



Number of Attendees by Product Sector



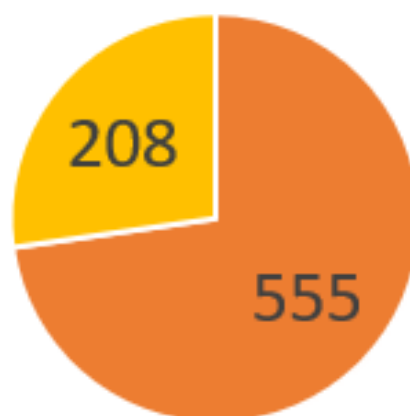
BMF Forum Attendees 2017

Total forum attendees in 2017 totalled 763 members.

Date	Forum	Total Number of Attendees	Job Sector	Product Sector
Feb-17	Roofing	59		59
Mar-17	Health and Safety	50	50	
May-17	Decorative Forum	32		32
May-17	Finance Forum	47	47	
May-17	HR Forum	32	32	
May-17	Marketing Forum	93	93	
May-17	Plumbing and Heating	17		17
May-17	Transport & Distribution	38	38	
Jun-17	Branch Managers Forum	64	64	
Jun-17	Timber Forum	30		30
Jul-17	Supplier & Service	49	49	
Oct-17	Finance Forum	30	30	
Oct-17	Plumbing and Heating	40		40
Oct-17	Transport & Distribution	38	38	
Nov-17	HR Forum	34	34	
Nov-17	Marketing Forum	80	80	
Nov-17	Timber Forum	30		30
Total	17 Forums held in 2017	763	555	208
	Percentage of Total		73%	27%

**Total Number of Forum Attendees in 2017 =
763**

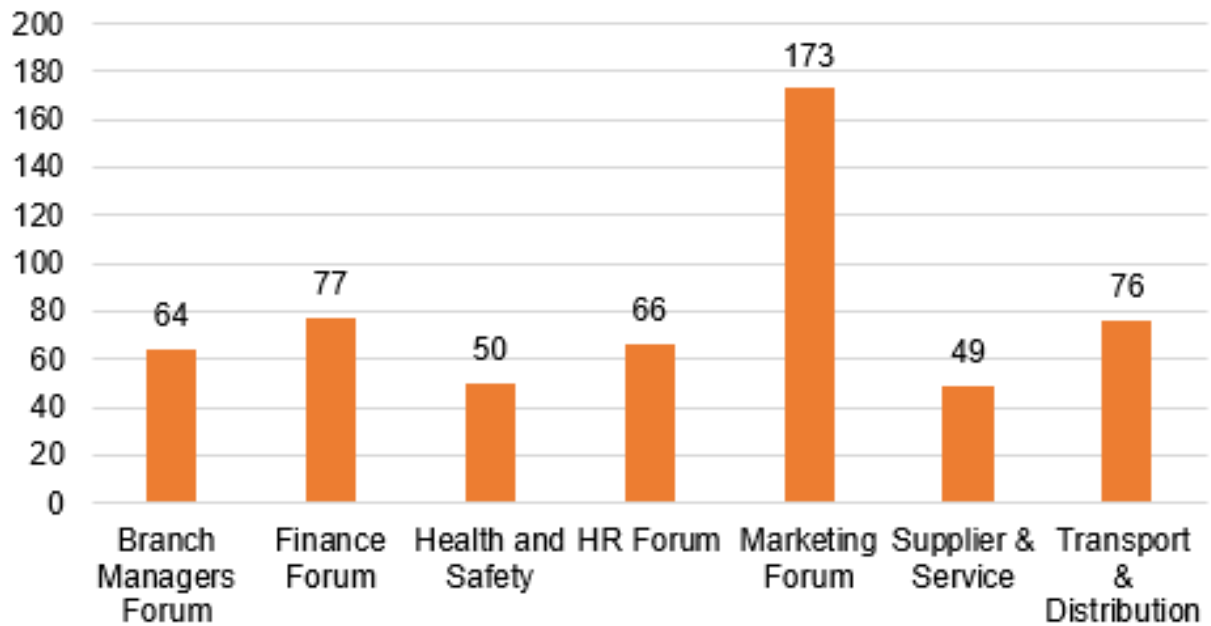
208 Forum Attendees based on Product Sector - 27% of Total



555 Forum Attendees based on Job Sector - 73% of Total

■ Job Sector ■ Product Sector

Number of Attendees by Job Sector



Number of Attendees by Product Sector

